




Pheromone based communication in Enterococci

Amy Sterling BSc MRes

First Year PhD Student

Supervised by Professor James Dooley, Dr Nigel Ternan,
Dr Patrick Naughton, Dr William Snelling

'Global Excellence in Nutrition Research & Education'



Background

Enterococcal colonisation

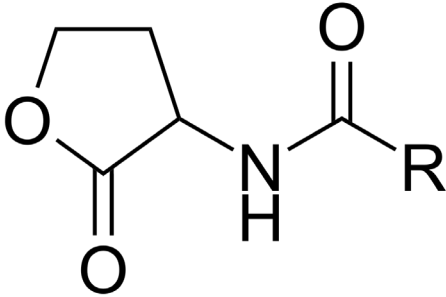
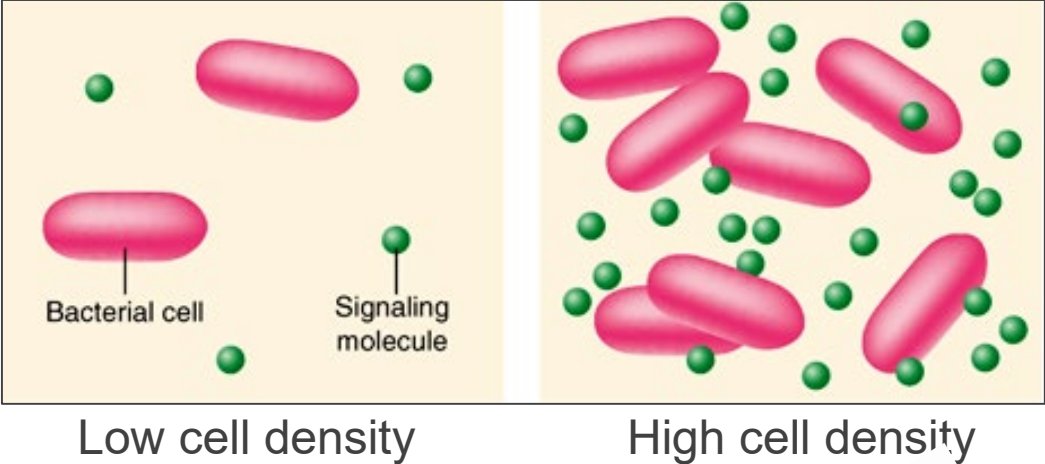
- Present from birth
- *E. faecalis* and *E. faecium*
- Majority in the GIT

Nosocomial infections include:

- Catheter associated UTI
- Bacteraemia
- Endocarditis



Cell – cell communication




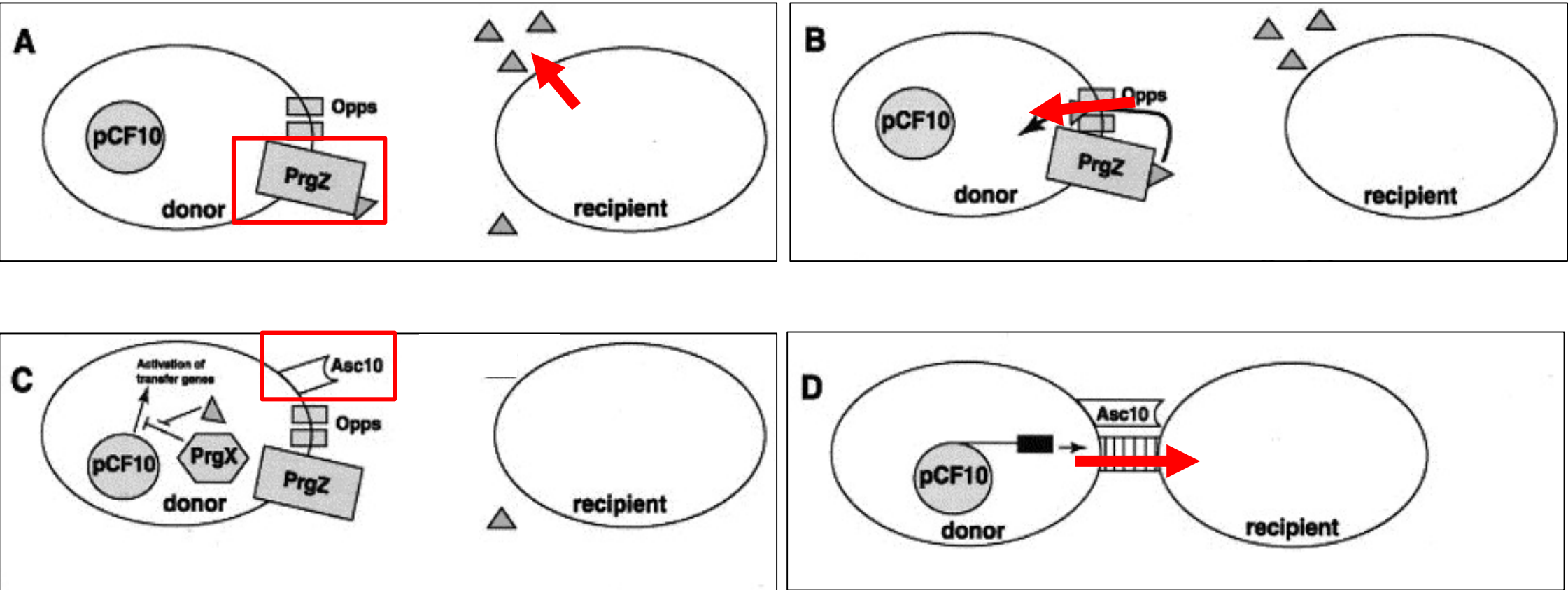
N-acyl homoserine lactones



Peptides

Pheromone Responsive Plasmids


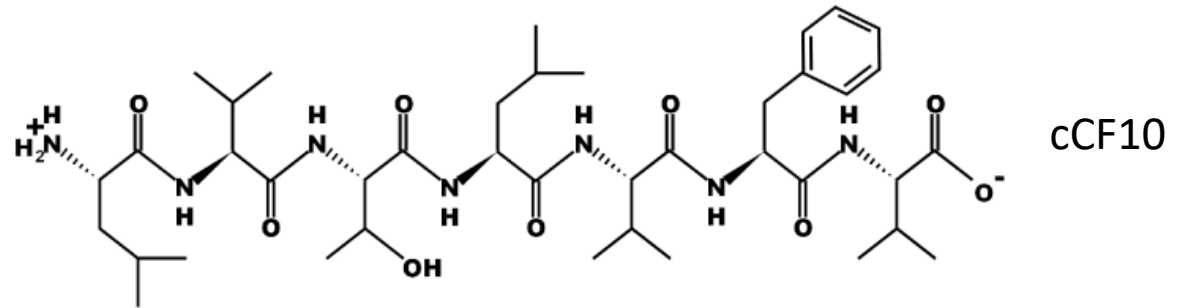
The pCF10 System



Project Bottlenecks

A platform for exploiting bacterial communication

- Peptide pheromones are hydrophobic
- *in vivo* fragility
 - Proteases
 - General degradation
 - Renal clearance



Thank you

Thanks to...

Professor Dooley

Dr Ternan

Dr Naughton

Dr Snelling

Mary McCarron

Jason Murray

Colleen Dempster

Chris Proctor



sterling-a2@ulster.ac.uk